

## NEVER-FAIL LOOP SYSTEMS: CUSTOM LOOP EXAMPLES



### NEVER-FAIL LOOP SYSTEMS BICYCLE INDUCTIVE LOOP (TYPE D)

#### SPECIFICATIONS:

Loops shall be constructed from polypropylene conduit with  $\frac{3}{8}$ " I.D. (9.5mm) and  $\frac{5}{8}$ " O.D. (16mm)

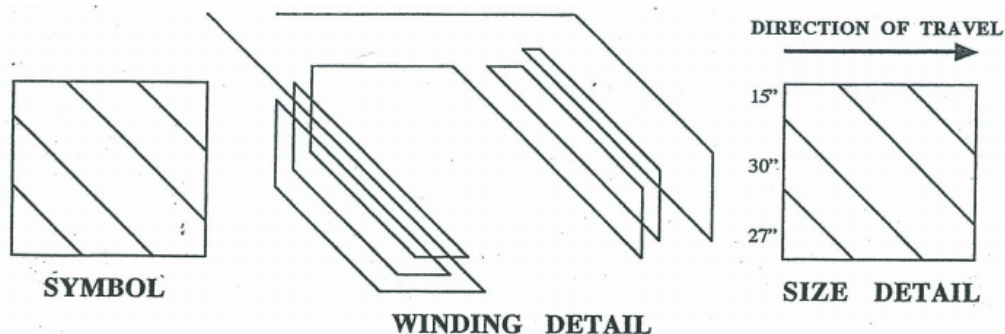
Conduit shall be filled with hot rubberized asphalt which allows the loop to remain flexible once cooled, prevent incursion of moisture, and set the wire firmly in place.

Loops shall have 5" expansion/contraction joints at intervals along the loop to allow for movement of the pavement, and to prevent breakage of the wire and/or conduit due to this movement. Each expansion/contraction joint shall have a 9" long schedule 80 Polypropylene cover slide to be placed over the joint.

The encapsulated copper loop wire shall be 16ga TFFN or THHN stranded, single conductor wire with PVC insulation and nylon exterior jacket (other gauges may be employed where called for).

Loop shall have one continuous wire through the loop head and lead-in to prevent loop malfunctions due to splicing.

Lead-in wire shall be encased in a non-conductive 300 psi flex hose constructed with a seamless extruded polyester fiber braid reinforcement and a non-conductive, seamless extruded urethane non-perforated jacket. Fill lead-in hose completely with hot rubberized asphalt. Twist wires in all lead-ins a minimum of 8 turns per foot for the entire length of the lead-in. Attach lead-ins to loop heads with a sch. 80 CPVC tee.


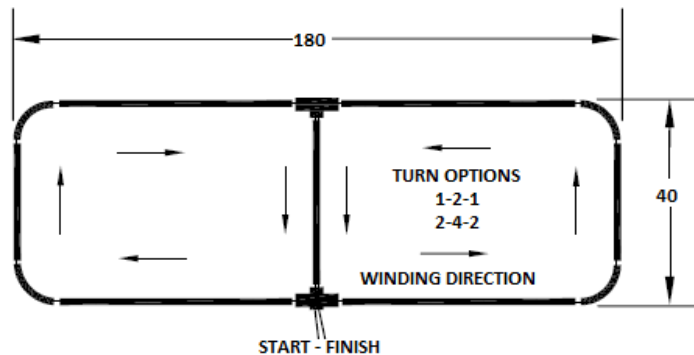


## NEVER-FAIL LOOP SYSTEMS: CUSTOM LOOP EXAMPLES

# Never-Fail Loop Systems

*Preformed Polypropylene Inductive Loops*

### NEVER-FAIL LOOP SYSTEMS RAILWAY LOOP ANTENNA (3 x 15)



#### SPECIFICATIONS:

- Wires sealed in rubber asphalt filled polypropylene conduit
- Completely tested prior to shipment
- No splices
- Shipped ready to install
- Patented expansion-contraction joints
- Reduced maintenance cost
- Ten year warranty

Loops shall be constructed from polypropylene conduit with  $\frac{3}{8}$ " I.D. (9.5mm) and  $\frac{5}{8}$ " O.D.

- Conduit shall be filled with hot rubberized asphalt which allows the loop to remain flexible once cooled, prevent incursion of moisture, and set the wire firmly in place.
- The encapsulated copper loop wire shall be 12GA XHHW stranded, single conductor wire with PVC insulation and nylon exterior jacket (other gauges may be employed where called for).
- Loop shall have one continuous wire through the loop head and lead-in to prevent loop malfunctions due to splicing.
- Lead-in wire shall be encased in a non-conductive 300 psi flex hose constructed with a seamless extruded polyester fiber braid reinforcement and a non-conductive, seamless extruded urethane non-perforated jacket. Fill lead-in hose completely with hot rubberized asphalt. Twist wires in all lead-ins a minimum of 6 turns per foot for the entire length of the lead-in. Attach lead-ins to loop heads with a sch. 80 CPVC tee.

## NEVER-FAIL LOOP SYSTEMS: CUSTOM LOOP EXAMPLES

# Never-Fail Loop Systems

*Preformed Polypropylene Inductive Loops*

## NEVER-FAIL LOOP SYSTEMS BICYCLE INDUCTIVE LOOP (3' X 3' DIAMOND - 4 TURNS)

### SPECIFICATIONS:

Loops shall be constructed from polypropylene conduit with  $\frac{3}{8}$ " I.D. (9.5mm) and  $\frac{5}{8}$ " O.D.

- Conduit shall be filled with hot rubberized asphalt which allows the loop to remain flexible once cooled, prevent incursion of moisture, and set the wire firmly in place.
- The encapsulated copper loop wire shall be 14ga TFFN or THHN stranded, single conductor wire with PVC insulation and nylon exterior jacket (other gauges may be employed where called for).
- Loop shall have one continuous wire through the loop head and lead-in to prevent loop malfunctions due to splicing.
- Lead-in wire shall be encased in a non-conductive 300 psi flex hose constructed with a seamless extruded polyester fiber braid reinforcement and a non-conductive, seamless extruded urethane non-perforated jacket. Fill lead-in hose completely with hot rubberized asphalt. Twist wires in all lead-ins a minimum of 8 turns per foot for the entire length of the lead-in. Attach lead-ins to loop heads with a sch. 80 CPVC tee.

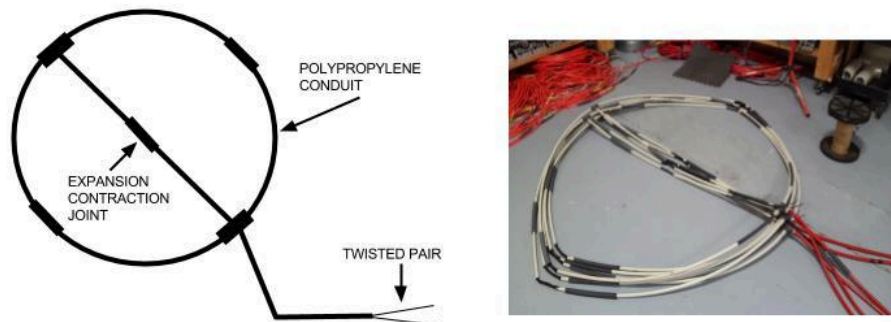


## NEVER-FAIL LOOP SYSTEMS: CUSTOM LOOP EXAMPLES

# Never-Fail Loop Systems

*Preformed Polypropylene Inductive Loops*

### NEVER-FAIL LOOP SYSTEMS MODEL A-SERIES LOOP (6' ROUND BIKE)



#### SPECIFICATIONS:

- Wires sealed in rubber asphalt filled polypropylene conduit
- Completely tested prior to shipment
- No splices
- Shipped ready to install
- Patented expansion-contraction joints
- Direct burial onto sub-base, or tie down to rebar
- Reduced maintenance cost
- Ten year warranty

Loops shall be constructed from polypropylene conduit with  $\frac{3}{8}$ " I.D. (9.5mm) and  $\frac{5}{8}$ " O.D.

Diagonal spoke shall be constructed from polypropylene conduit with  $\frac{3}{8}$ " I.D. (9.5mm) and  $\frac{5}{8}$ " O.D.

- Conduit shall be filled with hot rubberized asphalt which allows the loop to remain flexible once cooled, prevent incursion of moisture, and set the wire firmly in place.
- The encapsulated copper loop wire shall be 16ga TFFN stranded, single conductor wire with PVC insulation and nylon exterior jacket (other gauges may be employed where called for).
- Loop shall have one continuous wire through the loop head and lead-in to prevent loop malfunctions due to splicing.
- Loops shall be a 6' diameter circular configuration, with a diagonal spoke. The middle of the loops shall have 6 turns and the outside shall have 3 turns (3-6-3).
- Lead-in wire shall be encased in a non-conductive 300 psi flex hose constructed with a seamless extruded polyester fiber braid reinforcement and a non-conductive, seamless extruded urethane non-perforated jacket. Fill lead-in hose completely with hot rubberized asphalt. Twist wires in all lead-ins a minimum of 4 turns per foot for the entire length of the lead-in. Attach lead-ins to loop heads with a sch. 80 CPVC tee.